

Scaled data based on original data using
LM-79-08 Approved Method: Electrical and Photometric Measurements of Solid-
State Lighting Products

Test Report Prepared for
Cooper Lighting Solutions
(formerly Eaton)

Brand: INVUE

Report Number: P139999

Luminaire Tested: **ENT-E01-LED-E1-SLL-7030**

Issue Date: 03/03/2020

Test Information

Test Method: LM-79-08
Report Number: P139999
REPORT IS SCALED FROM IESNA LM-79-08 TEST DATA (P33647)
Test Lab: INNOVATION CENTER-P3
Issue Date: 03/03/2020
Manufacturer: COOPER LIGHTING SOLUTIONS (FORMERLY EATON)
Product Line: INVUE
Catalog Number: ENT-E01-LED-E1-SLL-7030
Description: ENTRI LED LUMINAIRE
(1) LIGHTBARS WITH AccuLED OPTICS - 90° SPILL LIGHT ELIMINATOR LEFT
Light Source: (21) 3000K CCT, 70 CRI LEDs
Ballast/Driver: -

Summary

Lumens per Lamp: N/A
Luminaire Lumens: 2223.6 lumens
Efficiency: N/A
Efficacy: 90.0 lumens/watt
Luminous Opening: Rectangular (W 1' x L: 0.17' x H: 0')
IES Classification: Type IV - Short - Non-Cutoff
BUG Rating: B1 - U0 - G1

Input Watts (W): 24.7
Input Voltage (V): NR
Input Current (Ain): NR
Voltage Rise (V): NR
Power Factor: NR
Total Harmonic Distortion (THDi): NR
Frequency (hertz): 60
Stabilization Time: NR
Operation Time: NR
Ambient Temperature (°C): NR
Test Distance: 25 FT

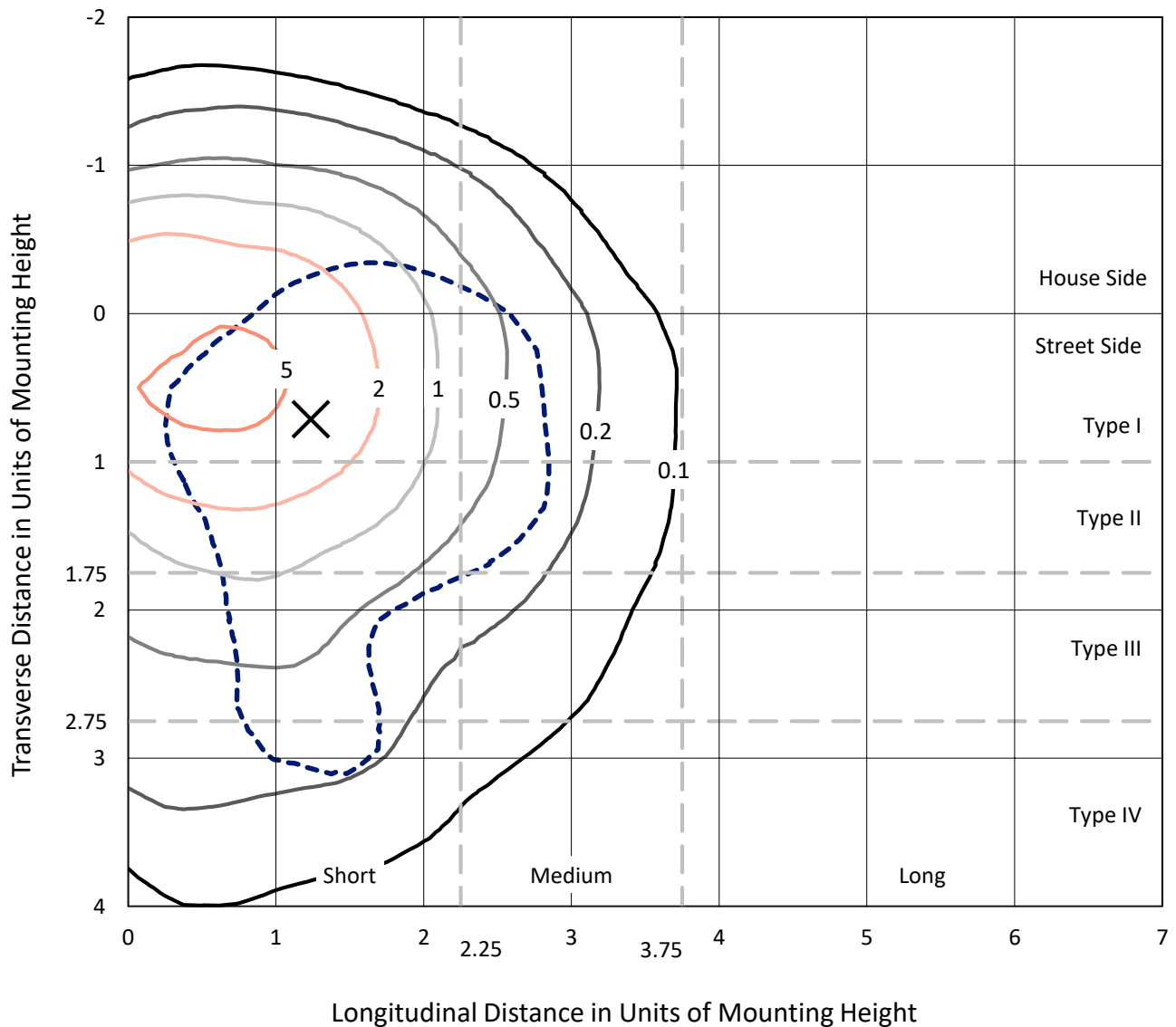


REPORT NUMBER: P139999

CATALOG NUMBER: ENT-E01-LED-E1-SLL-7030

Iso-Footcandle Lines of Horizontal Illumination

✕ Max cd
 - - - 1/2 Max cd

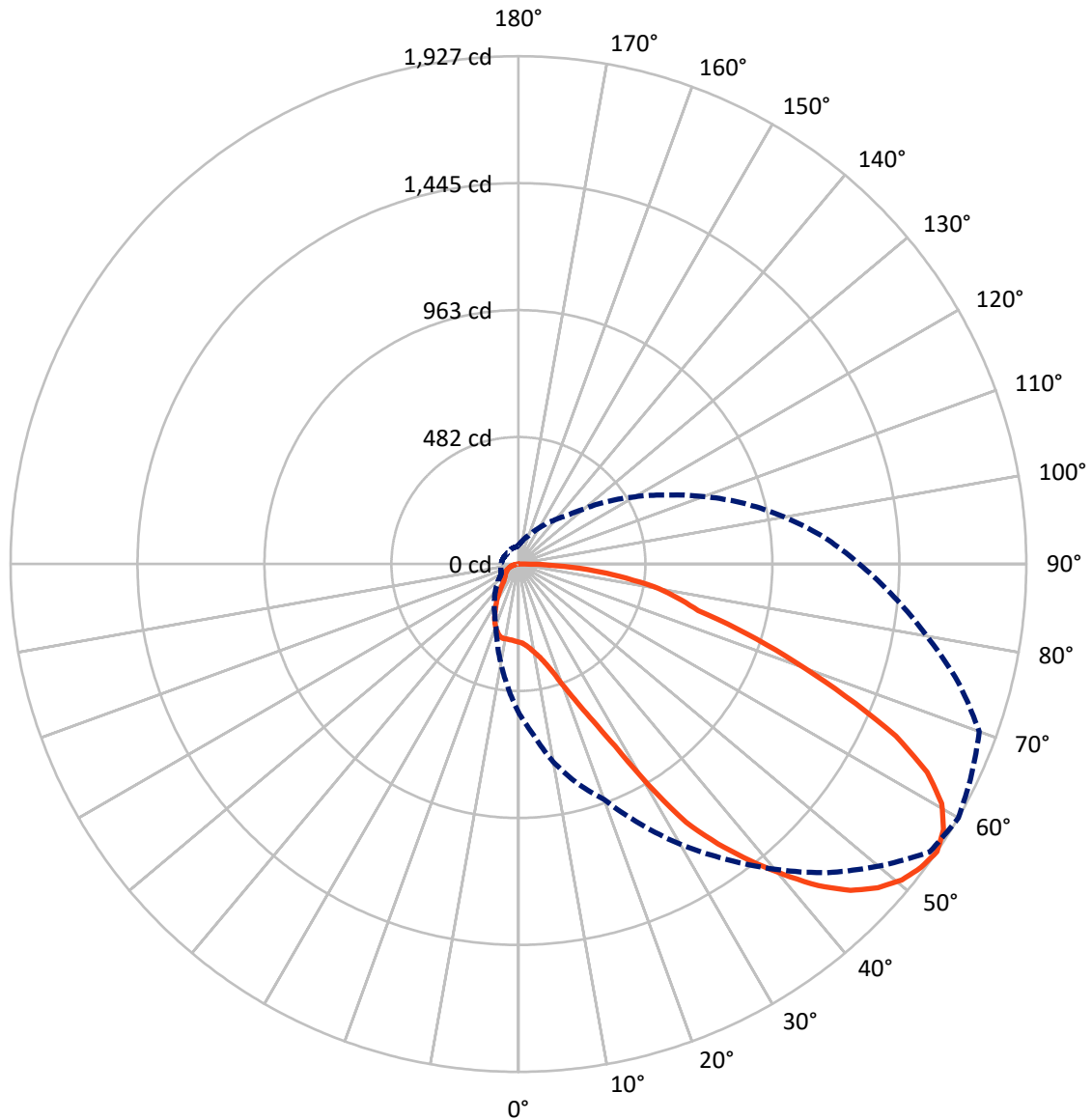


Based on 10 foot mounting height. Maximum calculated value = 7.2 fc
 Type IV - Short - Non-Cutoff

REPORT NUMBER: P139999

CATALOG NUMBER: ENT-E01-LED-E1-SLL-7030

Luminous Intensity Polar Plot



— Vertical Plane Through 60-Deg Lateral - - - Horizontal Cone Through 55-Deg Vertical

REPORT NUMBER: P139999

CATALOG NUMBER: ENT-E01-LED-E1-SLL-7030

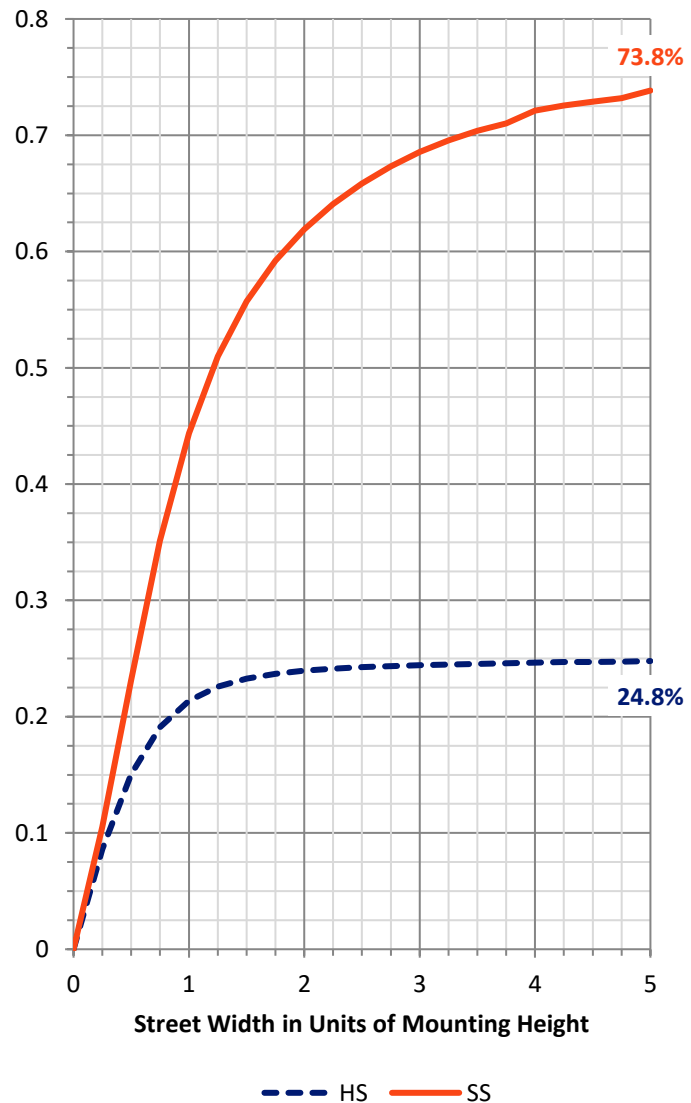
FLUX DISTRIBUTION:

		Downward	Upward	Total
House Side	Lumens	555.8	0.0	555.8
	% Fixture	25.0	0.0	25.0
Street Side	Lumens	1667.8	0.0	1667.8
	% Fixture	75.0	0.0	75.0
Total	Lumens	2223.6	0.0	2223.6
	% Fixture	100.0	0.0	100.0

Coefficient of Utilization

ZONAL LUMENS:

Zone	Lumens	% Fixture
0°-10°	29.2	1.3
10°-20°	96.0	4.3
20°-30°	186.2	8.4
30°-40°	292.6	13.2
40°-50°	391.2	17.6
50°-60°	459.0	20.6
60°-70°	435.4	19.6
70°-80°	262.8	11.8
80°-90°	71.2	3.2
90°-100°	0.0	0.0
100°-110°	0.0	0.0
110°-120°	0.0	0.0
120°-130°	0.0	0.0
130°-140°	0.0	0.0
140°-150°	0.0	0.0
150°-160°	0.0	0.0
160°-170°	0.0	0.0
170°-180°	0.0	0.0
0°-90°	2223.6	100.0
0°-180°	2223.6	100.0



REPORT NUMBER: P139999

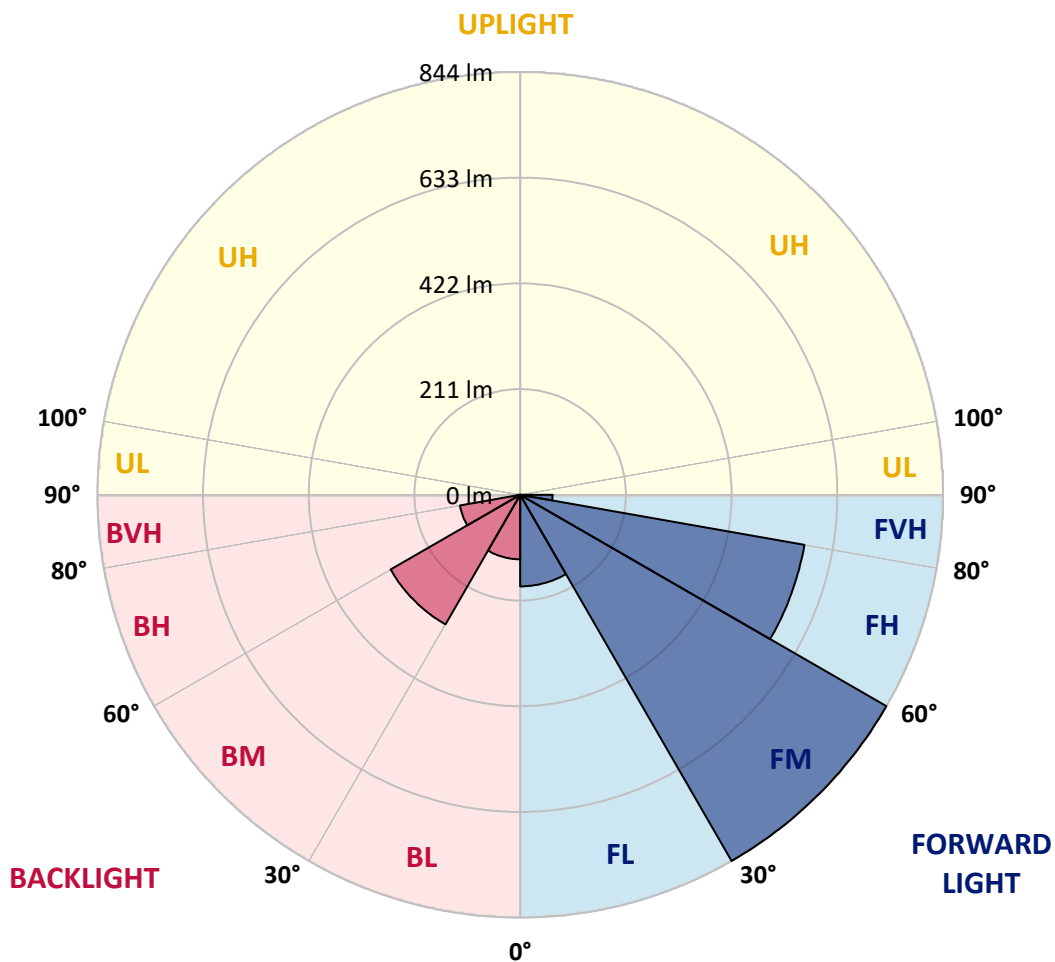
CATALOG NUMBER: ENT-E01-LED-E1-SLL-7030

LUMINAIRE CLASSIFICATION SYSTEM LUMEN TABLE AND BUG RATING:

Zone		Lumens	% Fixture	Zone Rating/Lumen Limit		
				B	U	G
FL	(0°-30°)	182.7	8.2			
FM	(30°-60°)	844.1	38.0			
FH	(60°-80°)	576.2	25.9			G0/660
FVH	(80°-90°)	64.7	2.9			G1/100
BL	(0°-30°)	128.6	5.8	B1/500		
BM	(30°-60°)	298.7	13.4	B1/1000		
BH	(60°-80°)	122.0	5.5	B1/500		G1/500
BVH	(80°-90°)	6.5	0.3			G0/10
UL	(90°-100°)	0.0	0.0		U0/0	
UH	(100°-180°)	0.0	0.0		U0/0	

BUG Rating: B1-U0-G1

Type IV Short





REPORT NUMBER: P139999

CATALOG NUMBER: ENT-E01-LED-E1-SLL-7030

CANDELA DISTRIBUTION (FULL):

	0°	5°	10°	15°	20°	25°	30°	35°	40°	45°	50°
0°	296.4	296.4	296.4	296.4	296.4	296.4	296.4	296.4	296.4	296.4	296.4
2.5°	302.8	302.3	302.8	302.3	302.3	302.3	302.8	302.3	300.9	300.9	301.4
5°	310.1	310.1	310.1	310.5	310.5	311.0	311.9	311.0	310.5	312.8	311.0
7.5°	318.8	318.8	320.1	320.6	322.0	322.0	323.8	323.3	325.2	326.5	325.2
10°	332.0	330.6	333.8	333.8	337.5	337.9	339.8	340.2	343.4	346.2	343.9
12.5°	351.2	352.1	357.6	358.5	363.1	363.1	363.1	364.9	367.2	369.0	366.7
15°	385.4	387.3	394.6	395.0	402.8	399.6	403.2	403.7	403.2	404.6	401.4
17.5°	429.7	434.8	445.3	447.5	451.2	457.6	457.6	456.7	459.0	460.3	451.7
20°	484.1	492.8	504.6	509.2	519.2	530.2	529.7	527.9	528.4	524.7	515.1
22.5°	545.3	564.9	584.5	591.9	599.2	612.9	621.5	618.8	621.1	612.9	604.2
25°	615.1	647.1	676.8	687.8	714.2	738.4	742.1	740.3	730.2	722.5	713.8
27.5°	658.1	700.1	740.7	768.6	813.8	852.6	860.4	873.2	876.4	882.8	861.7
30°	667.2	719.7	770.4	812.9	867.2	913.4	964.5	1002.4	1028.0	1048.1	1034.4
32.5°	673.6	733.0	789.1	842.6	887.3	954.5	1018.8	1075.0	1149.9	1177.3	1203.3
35°	675.4	743.5	806.9	867.2	925.2	991.9	1060.9	1122.5	1223.9	1305.2	1360.9
37.5°	672.7	751.2	825.7	899.2	968.2	1041.7	1114.3	1174.6	1273.2	1378.2	1453.1
40°	661.7	748.5	833.4	916.1	999.7	1090.5	1173.7	1239.0	1331.2	1455.4	1555.0
42.5°	647.6	737.1	830.7	921.6	1015.6	1122.5	1223.0	1302.4	1404.3	1529.9	1643.1
45°	629.8	722.9	819.7	915.6	1017.0	1135.8	1250.4	1352.2	1460.4	1600.2	1709.3
47.5°	607.8	702.8	805.1	902.4	1007.9	1136.2	1263.2	1379.6	1498.4	1648.6	1766.4
50°	587.3	681.8	788.7	884.6	990.5	1124.8	1261.8	1391.9	1521.6	1676.9	1800.7
52.5°	571.3	664.0	774.5	870.4	970.4	1106.1	1248.1	1386.0	1525.3	1680.6	1807.1
55°	561.3	649.4	762.6	860.8	950.3	1086.0	1227.1	1365.5	1511.6	1656.4	1783.3
57.5°	562.6	646.7	755.8	859.0	935.7	1068.6	1203.3	1336.2	1469.1	1607.0	1738.1
60°	576.8	652.6	752.1	846.2	944.9	1070.4	1192.8	1303.8	1410.2	1537.2	1659.6
62.5°	612.4	677.7	758.1	854.9	963.6	1087.8	1186.0	1253.6	1317.1	1444.0	1568.7
65°	680.0	736.6	801.0	885.9	992.4	1112.0	1158.1	1171.8	1212.5	1333.5	1457.3
67.5°	746.2	813.3	849.9	904.2	1003.8	1118.9	1124.8	1065.9	1065.0	1182.8	1272.3
70°	810.1	907.4	922.0	952.2	1020.2	1111.5	1090.1	976.4	924.8	940.8	992.8
72.5°	768.1	913.8	924.3	933.4	974.1	1059.0	1034.4	880.9	765.4	744.8	803.7
75°	586.4	771.3	796.0	780.0	802.4	867.2	862.7	742.6	703.3	717.0	739.8
77.5°	422.0	594.6	648.0	596.0	590.0	632.0	620.2	630.2	704.6	724.7	719.3
80°	244.8	377.7	453.9	404.2	386.3	412.8	459.4	529.7	611.0	654.4	662.6
82.5°	153.0	222.9	303.2	284.1	259.8	306.4	378.6	427.9	468.1	507.8	510.1
85°	66.2	95.4	148.0	155.3	192.3	233.8	291.4	305.5	349.4	380.0	353.5
87.5°	2.3	2.3	35.6	53.0	94.1	169.0	228.8	204.6	207.3	181.8	169.4
90°	0.0	0.0	0.0	0.0	0.0	0.0	0.0	0.0	0.0	0.0	0.0



REPORT NUMBER: P139999

CATALOG NUMBER: ENT-E01-LED-E1-SLL-7030

CANDELA DISTRIBUTION (continued):

	55°	60°	65°	70°	75°	80°	85°	90°	95°	100°	105°
0°	296.4	296.4	296.4	296.4	296.4	296.4	296.4	296.4	296.4	296.4	296.4
2.5°	301.4	300.5	300.9	299.6	299.6	300.0	300.0	298.7	298.7	298.7	298.2
5°	311.9	311.0	310.5	309.6	308.3	309.2	307.8	306.9	305.5	305.1	303.7
7.5°	325.6	324.2	323.8	321.5	319.7	318.8	317.8	314.6	313.3	312.4	310.5
10°	341.6	341.6	340.7	336.1	334.7	331.5	328.3	324.7	322.0	317.8	315.6
12.5°	362.1	363.5	360.3	356.2	353.0	346.6	340.7	335.7	330.2	324.2	320.6
15°	392.7	393.7	387.3	383.6	378.6	371.3	362.1	353.9	345.7	337.5	330.6
17.5°	438.0	436.6	427.4	423.8	415.1	402.8	390.5	379.5	367.2	355.7	347.1
20°	503.3	497.8	474.0	472.7	461.7	444.3	426.5	410.6	394.1	379.5	364.9
22.5°	582.7	570.4	553.0	533.4	512.4	493.2	472.2	449.8	429.3	411.0	395.0
25°	686.4	659.0	643.0	616.5	598.2	564.5	535.2	517.4	489.6	468.5	448.0
27.5°	824.8	781.4	758.1	729.3	688.7	664.9	625.2	590.9	561.3	526.5	503.7
30°	1004.2	972.3	913.8	873.6	817.4	759.9	711.0	666.3	627.5	585.9	552.1
32.5°	1188.7	1168.6	1100.1	1025.2	939.8	855.4	783.7	728.4	677.7	631.1	592.3
35°	1345.4	1303.8	1236.7	1158.1	1048.5	950.8	859.9	789.6	726.6	668.6	619.7
37.5°	1446.3	1428.0	1360.0	1270.9	1150.8	1045.3	951.3	868.1	789.6	713.8	650.8
40°	1558.6	1548.1	1491.0	1381.9	1270.9	1141.7	1034.4	946.7	862.2	771.8	689.1
42.5°	1659.1	1668.7	1610.2	1514.3	1386.0	1240.3	1126.2	1028.9	932.5	840.3	744.8
45°	1749.1	1766.4	1723.5	1634.4	1493.8	1334.4	1215.2	1109.3	1004.2	903.3	796.9
47.5°	1816.7	1835.4	1799.3	1729.4	1582.8	1413.0	1293.3	1174.6	1064.5	948.5	835.7
50°	1873.3	1884.2	1856.8	1795.6	1655.0	1489.2	1355.9	1231.2	1109.3	984.1	860.8
52.5°	1906.2	1912.6	1885.6	1841.3	1709.8	1545.8	1404.7	1270.5	1140.8	1008.8	877.3
55°	1904.3	1926.7	1896.1	1860.5	1726.7	1572.8	1430.3	1292.8	1164.1	1024.8	886.9
57.5°	1868.7	1901.6	1887.4	1843.1	1712.5	1571.0	1434.0	1305.6	1179.1	1030.3	882.3
60°	1800.2	1845.4	1855.5	1792.5	1655.9	1520.7	1399.3	1291.0	1165.0	1006.1	854.4
62.5°	1703.4	1739.9	1766.0	1680.1	1544.9	1416.6	1321.6	1236.2	1107.9	934.4	796.9
65°	1557.3	1574.2	1581.5	1502.0	1369.6	1284.2	1222.1	1148.5	1006.1	832.5	707.8
67.5°	1339.9	1337.6	1344.9	1307.9	1210.2	1165.4	1124.3	1044.4	878.2	716.1	591.9
70°	1065.4	1112.9	1153.1	1113.8	1053.1	1008.3	974.1	879.6	701.5	553.0	449.8
72.5°	867.2	906.0	928.0	893.7	834.8	802.8	757.6	663.5	493.7	393.2	308.7
75°	732.5	704.2	717.4	696.0	641.6	595.5	569.5	465.8	323.8	260.3	192.3
77.5°	661.7	616.5	587.7	541.6	479.5	427.0	400.5	289.5	204.1	153.4	111.0
80°	585.0	522.4	447.5	373.1	319.7	287.2	269.0	165.3	112.3	89.1	63.9
82.5°	444.8	385.9	313.3	259.4	213.3	185.9	164.9	94.5	63.5	47.0	36.5
85°	285.0	262.6	239.8	213.3	178.6	143.4	110.5	69.0	46.6	26.9	20.1
87.5°	137.5	114.2	113.3	104.6	99.6	78.5	46.6	16.0	10.0	8.7	5.5
90°	0.0	0.0	0.0	0.0	0.0	0.0	0.0	0.0	0.0	0.0	0.0



REPORT NUMBER: P139999

CATALOG NUMBER: ENT-E01-LED-E1-SLL-7030

CANDELA DISTRIBUTION (continued):

	110°	115°	120°	125°	130°	135°	140°	145°	150°	155°	160°
0°	296.4	296.4	296.4	296.4	296.4	296.4	296.4	296.4	296.4	296.4	296.4
2.5°	297.3	296.8	295.9	295.9	295.5	295.0	294.6	294.6	295.0	294.1	293.6
5°	302.3	301.9	300.5	300.0	299.6	298.7	298.7	298.2	298.2	297.3	296.8
7.5°	308.3	307.3	306.4	306.0	304.6	304.6	304.6	305.5	305.5	305.5	306.0
10°	314.2	311.9	311.0	311.0	310.5	311.0	312.4	313.3	314.6	315.6	316.5
12.5°	317.4	315.1	314.2	313.3	314.6	314.6	316.9	319.7	322.0	324.2	325.2
15°	325.6	321.5	319.7	317.4	317.4	317.4	319.7	322.0	324.7	327.4	327.9
17.5°	339.8	332.5	328.8	323.8	322.4	320.6	320.6	321.5	323.3	325.6	325.6
20°	353.9	346.6	340.7	335.2	331.5	326.5	322.9	319.7	318.3	319.2	319.2
22.5°	379.5	370.8	363.5	354.4	346.2	339.8	330.6	322.9	316.9	315.1	313.7
25°	425.6	413.3	401.0	387.3	378.1	366.3	353.5	340.7	328.8	320.6	313.3
27.5°	476.8	459.9	442.1	420.6	406.0	388.2	371.3	353.0	338.4	326.1	312.8
30°	525.6	494.1	468.5	441.6	417.9	393.7	372.6	351.2	335.2	320.6	304.6
32.5°	549.8	512.4	477.7	443.9	415.1	387.3	364.4	340.2	323.3	306.9	287.7
35°	566.7	522.0	480.4	441.1	408.7	378.1	352.1	327.0	306.9	288.2	266.2
37.5°	587.7	531.6	482.7	438.9	401.0	366.3	337.0	308.7	285.9	265.8	243.0
40°	615.1	546.2	485.4	432.5	389.1	349.8	319.7	289.1	264.9	243.4	222.4
42.5°	653.0	566.3	488.6	424.7	375.8	334.7	303.7	274.0	248.4	225.6	204.6
45°	690.5	589.6	496.9	422.4	367.2	325.2	292.3	260.8	233.8	209.6	185.4
47.5°	718.4	606.9	505.5	423.8	362.1	315.1	279.9	244.8	214.6	188.2	163.5
50°	736.2	617.9	513.3	427.4	357.6	301.9	260.3	224.7	193.6	167.6	142.9
52.5°	745.3	621.1	516.0	426.1	345.7	280.9	239.3	205.0	175.4	149.8	127.9
55°	748.0	617.9	510.1	413.3	325.2	259.8	220.1	187.7	158.9	134.7	115.1
57.5°	738.4	604.2	489.1	387.3	297.8	239.8	199.6	168.1	140.7	119.2	101.4
60°	707.4	572.7	452.1	346.6	267.2	212.8	172.6	141.6	119.2	100.5	88.1
62.5°	650.8	519.2	401.9	295.9	225.1	175.8	137.9	111.0	92.7	79.5	73.1
65°	580.0	446.2	326.5	235.2	172.2	131.1	99.1	81.3	68.5	60.7	57.5
67.5°	474.0	348.9	244.3	167.6	118.7	89.1	67.1	57.5	52.1	49.8	48.9
70°	341.1	242.0	161.7	108.7	77.2	60.7	48.9	44.8	42.5	42.5	42.9
72.5°	224.7	149.3	98.6	69.4	54.8	45.7	39.7	37.9	37.9	38.8	39.3
75°	131.5	86.8	60.7	50.7	43.4	38.4	35.2	33.8	33.8	34.3	34.3
77.5°	77.6	53.4	43.4	38.4	35.2	32.9	31.1	29.2	28.8	28.8	30.1
80°	48.0	37.9	33.8	30.6	28.3	26.5	24.7	24.7	24.7	24.2	25.1
82.5°	31.1	26.9	26.5	25.6	22.8	21.0	19.2	19.2	20.1	19.2	19.6
85°	18.7	17.8	17.4	17.4	16.4	15.5	14.2	14.2	15.5	15.1	13.2
87.5°	5.0	4.6	5.9	5.5	6.4	6.4	6.4	7.3	9.6	12.3	9.1
90°	0.0	0.0	0.0	0.0	0.0	0.0	0.0	0.0	0.0	0.0	0.0



REPORT NUMBER: P139999

CATALOG NUMBER: ENT-E01-LED-E1-SLL-7030

CANDELA DISTRIBUTION (continued):

	165°	170°	175°	180°	185°	190°	195°	200°	205°	210°	215°
0°	296.4	296.4	296.4	296.4	296.4	296.4	296.4	296.4	296.4	296.4	296.4
2.5°	293.2	293.6	292.7	292.3	292.7	293.2	291.8	291.4	290.9	290.4	290.9
5°	296.4	296.4	295.0	294.1	294.1	293.6	292.3	291.8	290.0	289.5	290.9
7.5°	305.5	305.1	303.7	302.3	301.9	301.9	298.7	297.3	296.4	293.6	294.1
10°	316.0	316.0	316.5	314.6	312.4	311.9	308.3	306.0	304.6	302.3	301.4
12.5°	324.2	322.9	322.4	319.7	317.4	316.5	313.3	311.5	309.6	307.3	306.9
15°	327.0	324.2	322.4	319.2	316.5	314.6	311.9	310.1	307.8	306.4	305.5
17.5°	324.2	321.5	318.8	315.1	311.5	309.2	306.0	303.2	302.3	300.5	297.8
20°	318.3	315.1	311.9	307.3	303.2	300.0	296.4	294.1	291.4	288.6	283.1
22.5°	311.0	307.3	304.1	298.2	294.1	290.4	286.3	282.7	279.5	274.0	265.8
25°	306.0	298.2	292.7	284.5	279.9	275.4	273.5	269.9	265.3	255.7	245.7
27.5°	298.7	284.5	274.5	266.2	259.8	254.4	251.2	247.1	242.5	233.4	222.9
30°	286.3	269.9	260.3	251.6	244.3	238.4	232.4	224.7	218.7	208.2	200.9
32.5°	267.6	253.9	245.2	237.0	227.4	219.7	212.4	203.2	194.5	184.0	177.6
35°	246.6	234.3	223.3	214.6	204.6	196.8	189.1	178.6	170.3	160.7	154.8
37.5°	224.7	211.4	198.7	188.6	179.5	170.8	163.9	153.9	145.2	136.1	132.9
40°	205.0	190.0	176.3	166.2	156.2	147.5	140.2	129.7	122.4	116.0	112.3
42.5°	185.9	169.9	157.1	146.6	136.5	127.4	117.8	109.6	103.2	100.5	95.4
45°	164.4	148.0	135.6	124.2	116.0	106.4	99.1	93.6	89.5	87.2	84.0
47.5°	142.5	128.8	116.0	105.5	95.4	87.2	82.7	79.9	78.5	76.7	75.4
50°	124.7	112.8	100.0	90.0	80.8	74.9	72.6	71.2	70.3	69.4	69.0
52.5°	112.3	99.6	88.1	78.5	71.7	68.5	67.6	66.7	65.8	65.3	64.8
55°	102.8	90.0	79.5	71.2	66.2	65.3	64.8	63.9	63.0	63.0	62.1
57.5°	91.3	80.4	71.2	65.3	62.6	62.1	61.7	61.2	60.7	60.7	60.3
60°	79.5	71.2	65.3	61.2	60.3	59.4	58.5	57.5	57.1	58.0	58.5
62.5°	67.6	62.6	58.9	57.5	56.6	55.3	54.3	53.4	53.4	54.3	55.7
65°	56.2	54.3	53.4	52.5	52.1	51.6	50.7	49.8	49.8	49.8	50.7
67.5°	48.4	47.5	47.5	47.0	46.6	46.6	45.7	44.8	44.8	44.8	44.8
70°	42.5	42.9	42.9	42.9	42.5	42.0	41.6	40.6	40.2	39.3	38.4
72.5°	39.3	38.8	38.4	37.9	37.4	37.0	36.5	36.1	35.2	34.3	33.3
75°	35.2	34.3	32.9	32.4	32.0	31.1	31.1	30.6	29.7	28.3	27.4
77.5°	30.6	29.7	28.3	27.4	27.4	26.9	26.0	25.6	24.2	22.8	21.9
80°	24.7	23.3	21.9	21.5	21.0	20.6	20.1	19.6	19.2	17.8	17.4
82.5°	18.3	16.9	15.5	15.1	14.6	13.7	13.2	13.2	13.2	11.9	11.0
85°	11.9	10.0	8.7	7.3	7.3	6.9	5.9	5.0	4.1	2.7	1.8
87.5°	5.9	3.2	1.8	0.5	0.5	0.5	0.0	0.0	0.0	0.0	0.0
90°	0.0	0.0	0.0	0.0	0.0	0.0	0.0	0.0	0.0	0.0	0.0



REPORT NUMBER: P139999

CATALOG NUMBER: ENT-E01-LED-E1-SLL-7030

CANDELA DISTRIBUTION (continued):

	220°	225°	230°	235°	240°	245°	250°	255°	260°	265°	270°
0°	296.4	296.4	296.4	296.4	296.4	296.4	296.4	296.4	296.4	296.4	296.4
2.5°	290.9	290.4	290.9	291.4	293.2	294.1	294.6	294.6	295.0	295.9	296.4
5°	290.9	288.2	288.2	289.1	290.0	291.4	291.8	291.8	292.3	293.6	295.0
7.5°	292.3	290.0	288.6	288.2	288.6	289.5	289.5	289.5	290.0	291.4	292.7
10°	298.2	294.6	292.3	289.5	287.7	287.2	286.8	286.8	287.7	289.5	290.9
12.5°	303.2	299.1	295.5	291.8	288.2	285.9	284.1	283.1	283.6	285.4	288.2
15°	302.8	296.8	292.7	287.2	283.1	279.9	277.2	276.3	276.7	278.1	281.3
17.5°	293.2	286.3	280.9	274.9	270.4	268.1	266.7	266.2	267.2	269.9	272.6
20°	277.2	268.1	264.0	260.8	256.7	255.3	252.5	252.5	252.1	252.1	253.5
22.5°	256.7	248.0	245.2	243.4	239.3	236.1	232.9	232.4	229.3	229.7	229.3
25°	236.6	226.5	223.8	221.5	216.5	211.9	208.2	206.0	202.3	201.9	200.5
27.5°	214.2	205.5	202.3	198.7	192.7	188.2	183.6	180.4	177.2	174.0	173.1
30°	191.3	183.6	180.4	177.2	170.3	166.2	159.8	155.3	152.5	148.0	145.7
32.5°	169.4	162.1	158.9	155.3	147.5	139.7	135.2	129.7	125.6	119.6	116.9
35°	147.5	140.2	135.2	132.9	125.1	116.9	112.8	105.5	100.5	95.4	94.5
37.5°	126.5	119.6	116.0	111.0	105.0	98.6	91.8	87.7	85.4	84.5	84.0
40°	106.9	101.8	98.2	95.0	89.5	84.9	81.7	80.8	80.8	80.8	81.3
42.5°	92.7	88.1	86.3	82.2	79.5	78.1	78.1	78.5	79.0	79.9	80.8
45°	81.3	77.6	76.3	74.9	74.9	74.4	75.4	76.3	77.6	79.0	79.9
47.5°	73.1	70.3	69.4	69.9	70.8	71.2	73.1	74.4	75.8	76.7	77.6
50°	67.1	64.8	63.9	64.4	65.3	66.7	68.0	69.9	71.2	72.2	72.6
52.5°	63.5	61.7	60.7	60.7	62.1	63.5	65.3	66.7	68.0	68.5	69.4
55°	60.7	59.4	58.0	58.5	59.8	60.7	61.7	62.6	63.5	63.9	65.8
57.5°	58.9	57.1	56.2	56.6	57.1	56.2	57.1	58.0	58.9	59.8	60.7
60°	56.6	55.3	53.9	53.0	52.1	52.1	52.5	53.4	55.3	56.6	58.0
62.5°	54.3	52.5	51.1	49.8	48.4	48.0	48.4	49.3	51.1	53.0	53.9
65°	50.2	48.0	46.6	46.1	45.7	45.2	45.7	46.6	48.4	49.8	51.1
67.5°	44.3	42.5	42.0	41.6	41.1	41.6	42.0	42.9	44.8	46.1	47.5
70°	37.4	37.0	36.5	36.5	36.5	37.0	37.4	39.3	40.6	42.5	42.9
72.5°	31.5	31.1	30.6	31.5	31.5	31.5	32.4	34.7	36.5	38.4	39.3
75°	26.5	26.5	26.0	25.6	26.5	26.5	27.4	29.2	30.6	32.0	32.4
77.5°	21.9	21.5	21.0	21.0	21.5	21.5	21.5	22.4	23.3	23.3	23.3
80°	16.9	16.0	15.5	15.1	14.6	13.7	13.7	14.2	14.2	14.2	15.1
82.5°	9.6	9.1	7.3	5.9	5.9	5.5	5.0	5.0	5.0	5.9	6.4
85°	1.4	0.9	0.5	0.5	0.5	0.5	0.5	0.5	0.5	0.9	0.9
87.5°	0.0	0.0	0.0	0.5	0.5	0.5	0.9	0.9	0.9	1.4	1.4
90°	0.0	0.0	0.0	0.0	0.0	0.0	0.0	0.0	0.0	0.0	0.0



REPORT NUMBER: P139999
 CATALOG NUMBER: ENT-E01-LED-E1-SLL-7030

REPORT N
 CATALOG

CANDELA DISTRIBUTION (continued):

CANDELA

	275°	280°	285°	290°	295°	300°	305°	310°	315°	320°	325°	
0°	296.4	296.4	296.4	296.4	296.4	296.4	296.4	296.4	296.4	296.4	296.4	0°
2.5°	295.9	296.8	296.8	297.8	297.8	298.2	299.1	299.1	300.0	300.0	300.9	2.5°
5°	295.0	295.9	296.4	297.8	298.7	299.6	300.9	301.4	303.2	304.1	305.1	5°
7.5°	293.6	295.5	296.4	298.2	300.0	301.4	303.2	304.6	306.9	308.3	309.6	7.5°
10°	292.3	295.0	296.8	300.0	302.3	304.6	307.8	309.2	311.0	314.2	316.5	10°
12.5°	290.9	293.6	296.8	300.0	305.5	308.7	312.8	316.5	318.8	323.3	327.0	12.5°
15°	284.1	286.8	291.4	295.9	300.9	307.8	312.8	319.7	325.6	333.4	339.8	15°
17.5°	274.0	276.7	280.4	284.5	290.0	296.4	305.1	313.7	322.9	336.1	348.9	17.5°
20°	254.8	255.7	259.4	264.0	269.9	277.2	287.2	298.2	311.5	328.8	347.1	20°
22.5°	227.9	227.4	229.3	234.3	240.7	247.1	258.0	270.4	285.4	306.9	333.4	22.5°
25°	197.3	199.1	197.7	203.7	209.6	218.3	228.8	242.0	258.9	284.5	312.8	25°
27.5°	169.0	170.3	172.2	174.9	179.9	189.1	200.5	215.1	234.7	262.1	294.6	27.5°
30°	142.0	141.6	142.9	145.2	149.3	159.8	170.3	188.6	208.2	237.0	273.1	30°
32.5°	114.2	113.7	114.2	116.5	121.9	129.7	142.5	158.9	181.8	210.1	248.4	32.5°
35°	93.6	92.2	93.6	96.8	100.0	106.4	118.7	134.7	155.3	183.1	216.5	35°
37.5°	84.5	84.5	85.9	88.1	91.3	96.4	105.0	116.5	134.7	161.7	190.0	37.5°
40°	81.7	82.2	83.1	84.9	88.1	92.7	99.1	109.1	123.3	143.9	168.1	40°
42.5°	81.3	81.3	81.3	82.2	84.9	89.5	96.8	105.9	117.8	132.4	153.0	42.5°
45°	80.4	79.9	79.9	79.9	82.2	87.2	95.0	105.0	116.0	128.8	144.8	45°
47.5°	78.1	77.6	77.6	77.6	79.5	84.0	91.8	103.2	115.1	128.8	144.8	47.5°
50°	73.1	73.5	73.5	74.0	75.4	79.9	88.1	100.0	113.3	128.3	146.6	50°
52.5°	69.9	70.8	71.2	72.2	73.1	77.2	85.9	99.1	113.3	129.7	149.3	52.5°
55°	66.7	68.5	69.9	70.8	71.7	75.4	85.4	100.5	116.9	136.1	157.6	55°
57.5°	61.7	63.5	64.8	67.1	69.4	73.5	84.0	100.9	121.5	145.2	172.2	57.5°
60°	58.9	59.8	60.3	61.7	63.0	68.0	79.5	97.7	120.1	149.3	185.0	60°
62.5°	55.3	56.2	57.1	57.5	58.0	61.2	70.8	90.0	113.3	144.8	187.2	62.5°
65°	52.1	53.0	54.3	54.8	55.7	57.5	63.9	79.5	102.3	136.1	180.4	65°
67.5°	48.4	49.8	50.7	51.1	52.5	53.4	58.0	70.3	87.7	120.6	163.5	67.5°
70°	44.3	46.1	46.6	47.5	48.4	48.9	52.5	60.3	73.1	95.9	136.5	70°
72.5°	40.2	41.1	41.6	42.5	43.4	44.3	46.6	52.1	60.3	73.5	99.1	72.5°
75°	33.8	35.2	36.1	36.5	37.4	37.9	38.8	42.5	47.5	56.6	70.3	75°
77.5°	25.1	26.5	27.9	29.2	30.1	30.1	31.1	32.9	35.6	42.0	50.2	77.5°
80°	16.0	17.4	18.3	19.2	19.6	21.0	21.9	25.1	26.0	30.6	35.6	80°
82.5°	7.3	8.7	9.1	10.0	11.4	12.3	12.8	13.7	16.0	18.3	21.9	82.5°
85°	1.4	1.4	1.4	1.8	1.8	2.7	2.7	3.7	4.6	5.0	5.9	85°
87.5°	1.4	1.8	1.8	1.8	2.3	2.3	2.3	2.3	2.7	2.7	2.7	87.5°
90°	0.0	0.0	0.0	0.0	0.0	0.0	0.0	0.0	0.0	0.0	0.0	90°



NUMBER: P139999

NUMBER: ENT-E01-LED-E1-SLL-7030

DISTRIBUTION (continued):

330°	335°	340°	345°	350°	355°	360°
296.4	296.4	296.4	296.4	296.4	296.4	296.4
301.4	300.9	301.9	302.8	302.3	305.1	302.8
306.4	306.0	307.3	308.3	308.7	310.5	310.1
311.5	311.9	314.2	314.6	316.0	318.3	318.8
317.4	319.7	322.4	323.3	325.6	328.3	332.0
329.3	332.5	336.1	338.9	343.4	348.9	351.2
345.7	353.5	359.4	364.9	371.7	378.1	385.4
360.3	375.4	388.2	399.6	410.6	420.6	429.7
367.2	390.9	411.0	432.0	453.0	467.2	484.1
360.8	394.1	425.2	459.0	490.9	519.7	545.3
347.1	388.2	434.3	482.7	531.1	575.0	615.1
334.3	384.5	438.0	493.2	550.8	603.3	658.1
317.4	372.2	430.6	487.7	550.3	611.9	667.2
292.3	348.0	409.6	471.7	541.2	609.7	673.6
262.6	318.3	381.3	446.6	523.8	601.0	675.4
230.2	285.0	350.7	420.6	500.5	586.8	672.7
202.8	251.6	319.7	395.5	479.5	569.0	661.7
180.8	225.1	289.5	366.3	456.2	548.5	647.6
168.1	205.0	264.0	340.2	432.0	527.0	629.8
165.3	195.0	246.6	320.6	408.7	504.2	607.8
168.1	195.5	238.8	308.3	390.9	483.6	587.3
173.5	200.0	239.8	303.7	383.6	471.3	571.3
182.2	212.4	249.3	307.8	382.7	466.3	561.3
199.6	233.8	271.3	324.7	393.7	471.7	562.6
221.5	262.6	307.8	364.4	420.1	490.0	576.8
234.7	290.9	353.0	418.8	475.9	532.9	612.4
233.4	302.8	390.5	484.1	555.3	610.1	680.0
218.3	294.1	381.3	487.7	595.0	672.2	746.2
182.2	253.0	354.8	483.2	615.1	714.2	810.1
145.2	207.8	305.1	426.1	556.2	657.6	768.1
96.8	146.6	225.1	327.0	421.5	509.6	586.4
65.8	92.7	140.7	214.6	292.7	364.9	422.0
43.8	58.0	80.4	118.3	163.9	210.1	244.8
25.6	32.0	41.1	58.5	86.8	122.4	153.0
6.9	8.7	11.4	15.1	26.9	47.5	66.2
2.7	2.3	2.3	2.3	2.3	2.3	2.3
0.0	0.0	0.0	0.0	0.0	0.0	0.0

(END OF REPORT)